



# TIRUPATI MACHINE TOOLS





# All Geared & Belt Type Lathe Machines

## All Geared Lathe Machine




### All Geared Type Lathe: AND Belt Driven Type Lathe

- Precision, Light Duty, Heavy Duty, Extra Heavy Duty Lathes Available
- Center Height - 100mm To 800mm
- Width of the Bed - 180mm To 800mm
- Swing Over Bed - 200mm To 1600mm
- Specific Casting Body Structure
- Can be equipped with DRO (optional)
- With all standard accessories -
  - ✓ 3 jaw chuck
  - ✓ Centers
  - ✓ Center sleeves
  - ✓ Cooling device / Coolant Pump
  - ✓ Machine lamp
  - ✓ Oil gun
  - ✓ Foot brake
- Complete with Electricals, Motors

## Belt Driven Lathe Machine

Light Duty, Medium Duty, Heavy Duty & Extra Heavy Duty Lathe



**DIGITAL READ OUT(DRO)  
WITH LINEAR SCALE**





# Milling Machines

MILLING MACHINE (M1TR Type)



## KNEE TYPE UNIVERSAL MILLING MACHINE

Worktable Size : 230mm x 1067mm To 400mm x 1600mm



## UNIVERSAL DRILLING CUM MILLING MACHINE

### MILLING MACHINE (M1TR)

- Table Size 1270 x 254 , 1370 x 254 and 1370 x 300
- Spindle Taper : R8,ISO 30, ISO40
- Equipped with DRO (optional)
- Harden and Ground Bed,
- Turcite coating
- Machines Available : RAM Turret Type, Knee Type, Swivel type.

### Machine with all standard

#### Accessories: -

- ✓ Machine Lamp,
- ✓ Chip Cover (Front And Rear),
- ✓ Draw Bar,
- ✓ Tool Box,
- ✓ Central Lubrication Unit,
- ✓ Electrical Cabinet Control Panel, And Operation Manual Etc.

**NOTE:** We also keep all other optional Accessories for Milling Machine : Collet Set, Clamping Kit, Vice ,Coolant Pump and DRO. etc.

## DRILLING CUM MILLING MACHINE





# Drilling Machines



## RADIAL DRILL MACHINE

32mm-125mm with Mechanical and Hydraulic locking.  
Arm Travel-800mm-3100mm  
Motorised arm elevation  
Standard accessories - supplied with box table, machine lamp, coolant pump, foundation bolt & other many standard accessories.



## PILLAR TYPE DRILL MACHINE

Drill Capacity :6 mm to 50mm



MAGNETIC DRILL MACHINE AND ANNULAR CUTTER -35MM-110MM



## DRILLING CUM TAPPING MACHINE

Drilling Capacity - 6 mm to 50 mm  
Tapping 6 mm to 40 mm



DRILLING HEAD



MULTI-SPINDLE DRILLING HEAD



TAPPING ATTACHMENT



TAPPING HEAD




# Grinding Machines



**CYLINDRICAL GRINDER**

-Admit between centers 200mm to 6000mm  
-Center Height from 100mm To 800mm  
Type : Mechanical Hydraulic and CNC

**SURFACE GRINDER**  
Table size-150 x 350 to 800 x 2500  
Types: Mechanical and Hydraulic



**TOOL AND CUTTER GRINDER**



**CENTERLESS GRINDER**



**DRILL BIT GRINDER**



**BENCH GRINDER**

**BENCH GRINDER  
WITH PEDESTAL GRINDER**



**BELT SANDER**



**BUFFING MACHINE**



## SINGLE /DOUBLE COLUMN VERTICAL TURRE LATHE:

- Features: Heavy Duty Single / Double Column with or without DRO  
-Turning Dia.: 400mm To 6000mm



## PLANO MILLING MACHINE:

- Features:  
• Double Column • Rigid Body Structure  
• Can equipped DRO (optional)  
• Table Size : 400mm x 800mm To 3500mm x 10,000mm



## HEAD FOR PLANO MILLING MACHINE:

Milling Head for Boring ,Milling and Drilling Facing



## HORIZONTAL BORING AND MILLING MACHINE :

- Horizontal Boring automatic
- Machine available with Table type or Floor Type
- Spindle Dia.-80mm To 200mm
- Can installed with DRO (optional)







## FLAT BED CNC :

- Table Size 400mmx800mm To 2000mm x 4000mm
- Swing over dia. 200 mm To 1600mm
- Job Length 250 mm To 11000 mm
- Control System-Fanuc, Siemens, Mitsubishi, GSK etc.
- Single, Double and Gantry type structure with 3rd Axis-4,5 axis options also available.



## SLANT BED CNC :

- Chuck Dia.-140mm To 440mm
- Table Size 400mmx800mm To 2000mm x 4000mm
- Swing over dia. 150 mm To 1200mm
- Job length 200 mm To 7000 mm
- Single, Double and Gantry type structure with 3rd Axis-4,5 axis options also available.
- Control System-Fanuc, Siemens, Mitsubishi, GSK etc.
- Control System-Fanuc, Simence, Mitsubishi, GSK etc.



## VERTICAL MACHINING CENTER (VMC)

- Table size 650 x430 To 2200 x 800
- Also for Gantry type machining center 8000 x 4000
- Single, Double and Gantry type structure with 3rd Axis -4,5 axis options also available.
- Control System-Fanuc, Siemens, Mitsubishi, GSK etc.





# Welding Cutting & Power Tools




TIG Welding Machine-200A-400A  
ACDC Tig Machines Are Also Available.

ARC Welding Machine-200A-630A

MIG Welding Machine-250A-630A



Cnc Plasma/Profile Cutting Machine



Welding Accessories

CNC Laser Engraving / Cutting Machine



Spot Welding Machine

Hand Drill Machine



Air Blower Machine



Hand Sander Machine



Hand Grinder Machine



Cut Off Machine



# Air Compressors, Wood working & Bandsaws



**Reciprocating Air Compressor**  
-1Hp-25 HP Tank size 30L To 1000L



**DIRECT DRIVEN AIR COMPRESSOR**

**Compressor Head**



**Overhead Cranes and Chain Pulley Blocks**



**WOOD ENGRAVING MACHINE**



**Vertical Bandsaw Sizes 12" To 60"**



**Hand Engraving Machine**



**Wood Turning Lathe**



**Horizontal Hydraulic Band Saw**  
• Round Cutting Capacity 170mm To 1000mm



**3 Axis CNC / NC Pipe Bending Machine**



## PRESS BRAKE MACHINE



## HYDRAULIC SHEARING AND PRESS BRAKE

### Feature:

- Cutting / Bending Thickness: 0.8 mm To 25mm
- Cutting / Bending Length : 600mm To 8000mm
- Types available: Hydraulic, Swing Beam Type, Guillotine & mechanical type with Lead Screw/Ball screw in back Gauge.
- Control System -NC/CNC



DA56

DA-05W

KV2004

## Hydraulic NC/CNC Shearing Machine



## PRESS BRAKE DIES AND PUNCHES

## MECHANICAL SHEARING MACHINE :

- Cutting Thickness-3mm To 16mm
- Cutting Length 600mm To 6000mm
- Types-Mechanical ,Under / Over Crank



## MECHANICAL PIPE BENDING MACHINE



## HAND OPERATED 3 IN 1 SHEARING , BENDING AND ROLLING MACHINE

## PLATE BENDING MACHINE

- Hydraulic / Mechanical, 3/4 Roll type
- Bending Thickness-1mm-50mm
- Bending Length-600mm-6000mm







Hydraulic Machine Vice  
Opening 100 mm To 400 mm



Milling Vice



Angle Fixed Milling Vice  
opening 103mm To 275mm



Clamping Kit 52 Pcs



Collet Set  
With Adaptor



Boring Head-  
2M & 3M  
(10 To 220mm)



DRO with Linear  
Scale



Semi universal and  
Universal Indexing Head



Key Less Drill Chuck



Hardened and Ground precision  
Grinding vice



Machine Lamp



Horizontal-Vertical Rotary Table  
Type - with indexible and Without indexible  
Size - 400 mm to 500mm dia



Horizontal Attachment for  
MITR Type Milling Machine



Coolant Pump



Power Feeder



Break Shoe



Bellow Cover  
/ Chip Cover



Reverse Forward  
Switches



Touch Point sensor /  
Edge Finder



## C Type Power Press - 5T To 300T



## CROSS SHAFT TYPE POWER PRESS

- Capacity 25T To 400T
- Available in Mechanical, Hydraulic, Pneumatics and Clutch Operated
- Steel Fabricated Body Structure
- Heavy Duty
- **Standards Accessories :**
  1. Electric Motor, PLC Base Control Panel Board
  2. Motorized Lubrication Device
  3. Counter Balance of Slide
  4. Slide Knockout Device
  5. 8 way Rotary Cam Limit witch
  6. Production Counter
  7. Anti Repeat Safety Device
  8. Dual Solenoid Valve Hydraulic Overload Safety Device
  9. Motorized Slide Adj. with shut Height Indicator

## CROSS SHAFT TYPE POWER PRESS



## HAND SHEARING MACHINE

Cutting Thickness - Up to 25mm  
Cutting Length-450mm



## H Type Power Press - 50T To 400T



## FLY PRESSES :

- Mechanical Type
- Steel Fabricated and Cast Iron Fabricated structure



## HYDRAULIC POWER PRESS :

- Hand, Foot and Power Operated
- 5T to 300T
- Steel Fabricated Body Structure